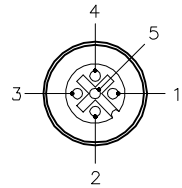
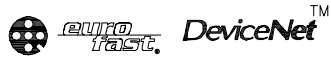


FEMALE END VIEW

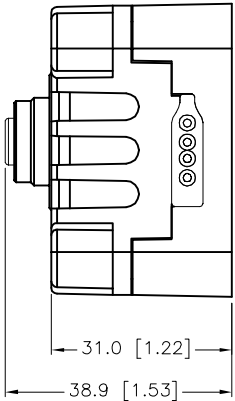
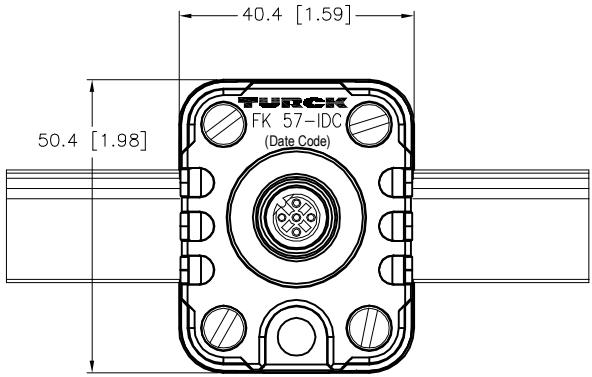


- 1 = BARE (SHIELD)
2 = RED (+ VOLTAGE)
3 = BLACK (- VOLTAGE)
4 = WHITE (CAN_H)
5 = BLUE (CAN_L)



SPECIFICATIONS

CONTACT CARRIER MATERIAL/COLOR	TPU/BUE
CONTACT MATERIAL/PLATING	GOLD-PLATED BRASS
RATED CURRENT [A]	4.0 A
RATED VOLTAGE [V]	250 V
RECEPTACLE HOUSING MATERIAL/PLATING	NICKEL-PLATED BRASS
TOP & BASE MATERIAL/COLOR	BLACK NYLON 6/6
CONDUCTORS	IDC PINS
TEMPERATURE RATING	-40°C to +80°C (-40°F to +176°F)
MOUNTING HOLE	1/4 - 20 SOCKET HEAD SCREW
PROTECTION CLASS	MEETS NEMA 1,3,4,6,13 AND IEC IP67



SOURCE DRAWING - FOR REFERENCE ONLY

RELATED DOCUMENTS					3RD ANGLE PROJECTION		THIS DRAWING IS CONFIDENTIAL AND THE PROPERTY OF TURCK INC. USE OF THIS DOCUMENT WITHOUT WRITTEN PERMISSION IS PROHIBITED.		3000 CAMPUS DRIVE MINNEAPOLIS, MN 55441 1-800-544-7769 (763) 553-7300 (763) 553-0708 fax www.turck.us	
1. 2. 3. 4.							DRFT DF		DATE 10/30/02	
MATERIAL					ALL DIMENSIONS DISPLAYED ON THIS DRAWING ARE FOR REFERENCE ONLY		APVD DF		SCALE 1=1.3	
FINISH					CONTACT TURCK FOR MORE INFORMATION		UNIT OF MEASUREMENT MILLIMETER [INCH]		DESCRIPTION FK 57-IDC	
E ADD DATE CODE TO CLICHE					RDS 10/22/20 76238		DO NOT SCALE THIS DRAWING		IDENTIFICATION NO. U8686	
REV DESCRIPTION					BY DATE ECO NO.		FILE: U8686		REV E	
									SHEET 1 OF 1	